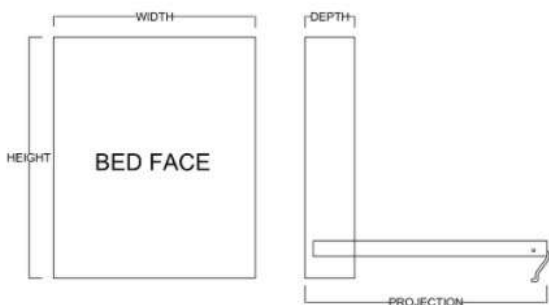




Vertical Only
Available Sizes:

- Queen
- Full
- Twin XL
- Twin

Vertical



Size	Height	Width	Depth	Projection
Twin	82 3/4"	45 1/2"	18 3/4"	81 7/8"
XL Twin	87 3/4"	45 1/2"	18 3/4"	86 7/8"
Full/Double	82 3/4"	60 1/2"	18 3/4"	81 7/8"
Queen	87 3/4"	66 1/2"	18 3/4"	86 7/8"

Finishes, Crown Molding and Lighting



Cabinet Options


All cabinets and nightstands are available in 3 widths: 18", 24" or 30"

File drawer cabinets only come in 24" wide

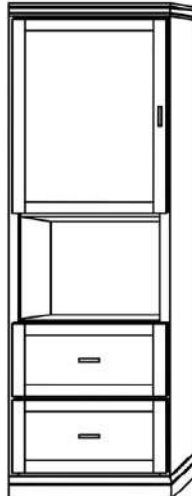
Cabinet depth is 16 inches (vs bed depth 18.75 inches)
Cabinet are 3" inches less in height than the bed



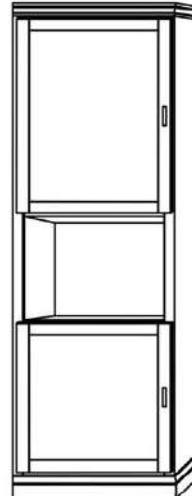
VC 212
(File Drawers)



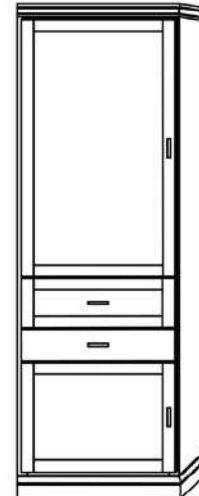
VC 211
(File Drawers)



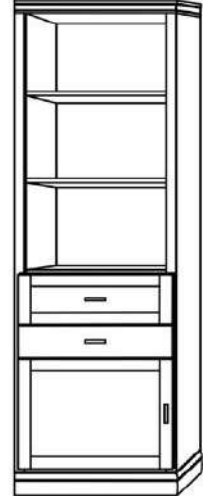
VC 209



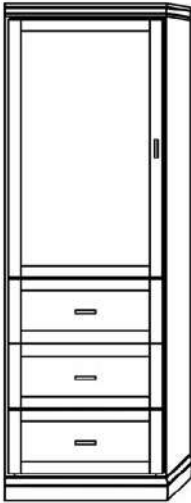
VC 208



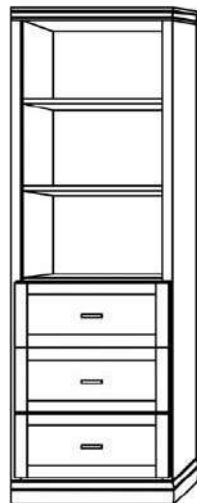
VC/HC 207



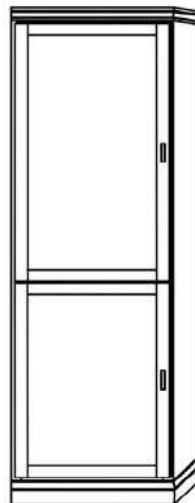
VC/HC 206



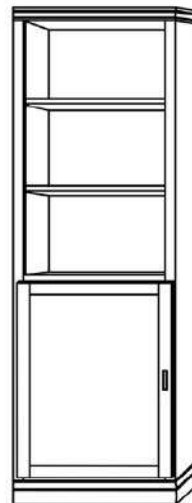
VC/HC 205★



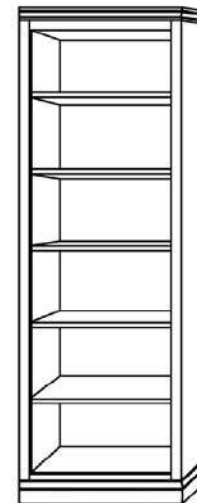
VC/HC 204★



VC/HC 203



VC/HC 202

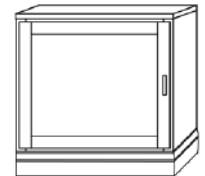


VC/HC 201

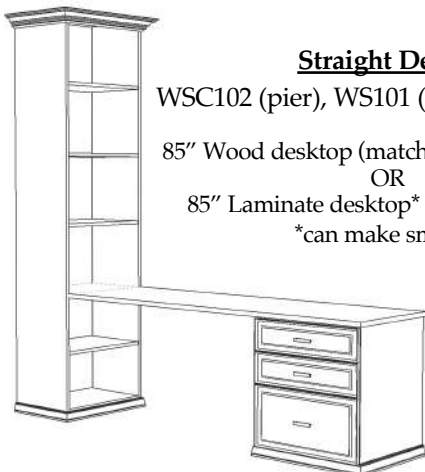
Night Stands



VNS 402



VNS 401



Straight Desk

WSC102 (pier), WS101 (base) + desktop

85" Wood desktop (matches Wallbed finish)
OR

85" Laminate desktop* (finishes below)

*can make smaller



Rolling Desk

H: 29 7/8" D: 22"

King/Queen: 64 13/16" W

Full: 58 13/16" W

Twin/Twin XL: 44 13/16" W



EXTRAS

- ☆ Change depth to 20.375" to accommodate 15" mattress
- ☆ Add upper cabinet to horizontal beds
- ☆ ✦ Paint/Deluxe Finish - 10% Upcharge
- ☆ ✦ Weathered/Premium Finish - 20% Upcharge
- ☆ Add LEDs - Flex or Puck Lights
- ☆ Upgrade to "larger" crown molding
- ☆ Add nightstand pullout (★ Cabs 204, 205)
- ☆ Change to glass shelves (2 shelves)
- ☆ Add Clothes Valet; Add Extra Shelf
- ☆ Upgrade to MOTORIZED Wallbed